


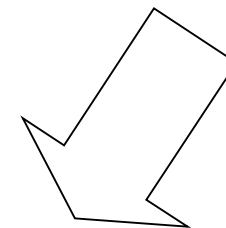
# 1. FOCUS FOR THE REST OF THE TERM: TO DO BY THE END OF TERM:

(allocate 1 or 2 subjects per night to focus on to make sure you use the time before end term)

<p><u>Subject:</u></p> <p><input type="checkbox"/> Trial paper(s) checklist <input type="checkbox"/> Notes organised <input type="checkbox"/> Summaries/study notes done <input type="checkbox"/> Asked about anything difficult <input type="checkbox"/> Found extra resources/papers</p> <p><u>What do you want to get done before the end of term?</u></p>	<p><u>Subject:</u></p> <p><input type="checkbox"/> Trial paper(s) checklist <input type="checkbox"/> Notes organised <input type="checkbox"/> Summaries/study notes done <input type="checkbox"/> Asked about anything difficult <input type="checkbox"/> Found extra resources/papers</p> <p><u>What do you want to get done before the end of term?</u></p>	<p><u>Subject:</u></p> <p><input type="checkbox"/> Trial paper(s) checklist <input type="checkbox"/> Notes organised <input type="checkbox"/> Summaries/study notes done <input type="checkbox"/> Asked about anything difficult <input type="checkbox"/> Found extra resources/papers</p> <p><u>What do you want to get done before the end of term?</u></p>	<p><u>Subject:</u></p> <p><input type="checkbox"/> Trial paper(s) checklist <input type="checkbox"/> Notes organised <input type="checkbox"/> Summaries/study notes done <input type="checkbox"/> Asked about anything difficult <input type="checkbox"/> Found extra resources/papers</p> <p><u>What do you want to get done before the end of term?</u></p>
<p><u>Subject:</u></p> <p><input type="checkbox"/> Trial paper(s) checklist <input type="checkbox"/> Notes organised <input type="checkbox"/> Summaries/study notes done <input type="checkbox"/> Asked about anything difficult <input type="checkbox"/> Found extra resources/papers</p> <p><u>What do you want to get done before the end of term?</u></p>	<p><u>Subject:</u></p> <p><input type="checkbox"/> Trial paper(s) checklist <input type="checkbox"/> Notes organised <input type="checkbox"/> Summaries/study notes done <input type="checkbox"/> Asked about anything difficult <input type="checkbox"/> Found extra resources/papers</p> <p><u>What do you want to get done before the end of term?</u></p>	<p><u>Subject:</u></p> <p><input type="checkbox"/> Trial paper(s) checklist <input type="checkbox"/> Notes organised <input type="checkbox"/> Summaries/study notes done <input type="checkbox"/> Asked about anything difficult <input type="checkbox"/> Found extra resources/papers</p> <p><u>What do you want to get done before the end of term?</u></p>	<p><u>Subject:</u></p> <p><input type="checkbox"/> Trial paper(s) checklist <input type="checkbox"/> Notes organised <input type="checkbox"/> Summaries/study notes done <input type="checkbox"/> Asked about anything difficult <input type="checkbox"/> Found extra resources/papers</p> <p><u>What do you want to get done before the end of term?</u></p>

## 2. DECISIONS TO MAKE ABOUT 'STUVAC' (THE HOLIDAYS/WEEKS BEFORE THE EXAMS START):

- How many hours of study do you want to do per day in the holidays? \_\_\_\_\_ 
- What will be your timeslots for each day, how will you structure your day? Some examples are listed below, but what will you do?  
Some examples of how you might structure your day:

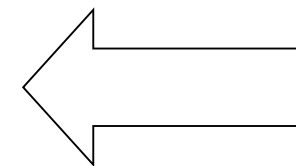


6 hours per day	6 hours per day	8 hours per day	8 hours per day	7 hours per day	Your timeslots:
9-12 subject 1 2-5 subject 2	10-12 subject 1 2-4 subject 2 6-8 choose 1 or 2	9-12 subject 1 2-5 subject 2 7-9 choose 1 or 2	9-11 subject 1 12-2 subject 2 4-6 subject 1 7-9 subject 2	9-10 review 11-2 subject 1 3-6 subject 2	

*Note:*

- Start by 10am at the latest so your sleep patterns don't get thrown out
  - Choose a minimum amount of time and if you do more that's great. Many students aim for 6 hours and do more if they can.
- What is your 'cycle' of study going to be? Write your subjects in on the cycle that fits you.

5 subjects - 3 day cycle	6 subjects - 3 day cycle	7 subjects - 4 day cycle	8 subjects - 4 day cycle	FILL IN YOUR COMBINATION OF SUBJECTS HERE:
Day 1 - subject 1 - subject 2	Day 1 - subject 1 - subject 2	Day 1 - subject 1 - subject 2	Day 1 - Maths - History	Day 1 - (harder) - (easier)
Day 2 - subject 3 - subject 4	Day 2 - subject 3 - subject 4	Day 2 - subject 3 - subject 4	Day 2 - French - Chemistry	Day 2 - (harder) - (easier)
Day 3 - subject 5 - whatever weakest	Day 3 - subject 5 - subject 6	Day 3 - subject 5 - subject 6	Day 3 - English - German	Day 3 - (harder) - (easier)
		Day 4 - subject 7 - whatever weakest	Day 4 - Ext Hist - subject 8	Day 4 (if needed) - -



*Note:*

- Put 'different' types of subjects together and do the weakest subject in the morning session
- Do you want to spend equal time on all subjects? Do some need more? What about extension subjects?
- For English you might alternate between Paper 1 and Paper 2 practise.

**3. PLANNING FOR YOUR STUDY IN THE WEEKS PRIOR TO THE EXAMS - note: you need to double and triple check your timetable against the official board of studies timetable**

M19 September	T20	W21	T22	F23 ( <i>SCHOOL ENDS?</i> )	S24	S25
M26 September	T27	W28	T29	F30	S1 October	S2
M3 October	T4	W5	T6	F7	S8	S9
M10 October	T11	W12	T13 <b>HSC ENGLISH</b>	F14 <b>HSC ENGLISH</b>	S15	S16
M17	T18	W19	T20	F21	S22	S23
M24	T25	W26	T27	F28	S29	S30
M31	T1 November	W2	T3	F4 <b>HSC ENDS</b>	S5	S6

#### 4. WHAT ARE YOU ACTUALLY GOING TO DO FOR EACH SUBJECT? FILL THIS OUT AT THE END OF TERM

(The night before, look at what subjects you have allocated, look at this list, decide what you will do the next day and get everything out and ready or you may like to plan a week at a time in detail):

<u>Things I should do to study for this subject:</u>	<u>Things I should do to study for this subject:</u>	<u>Things I should do to study for this subject:</u>	<u>Things I should do to study for this subject:</u>
<u>Things I should do to study for this subject:</u>	<u>Things I should do to study for this subject:</u>	<u>Things I should do to study for this subject:</u>	<u>Things I should do to study for this subject:</u>